

PV-PNS04ATL2-IT 2500W
 PV-PNS04ATL-IT 3300W
 PV-PNS06ATL-IT 4600W

T o p i n Q u a l i t y



Lavish in technology, elegant in form. The photovoltaic inverter, with efficiency to spare.

The Leader in Efficiency

- Independently customized power module adopted 3-level inverter system (patent pending)
- High-power/low-loss ferrite core reactor
- Optimum control software
- Industry top-class Max. efficiency of 96.2 %, Euro. efficiency of 95.4 %
- MPPT efficiency of 99.7% reflected in actual output power

The Leader in Reliability

- Original derating designing concept
- Original cooling and clean structure
- Original drain structure of housing

The Leader in Safety

- Terminal block connecting method with ring tongue terminals
- Metal cover enclosed structure

The Leader in Easy Installation


- Wide range input voltage from 150V to 700V
- Original photovoltaic inverter configurator
- Smaller in capacity, lighter in weight
- Simple wall-mounted fixture
- Simple parallel installation

The Leader in User Friendly

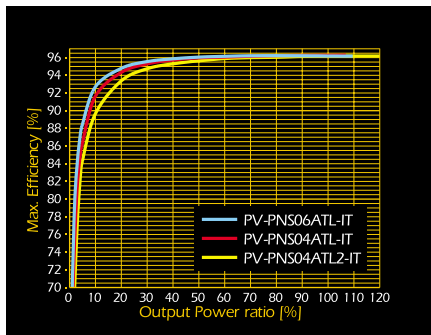
- Large-size LCD display with backlight
- Simple-search multi-function button bank

The Leader in Eco-friendly


- Compliance with European RoHS Directive and WEEE Directive
- Recyclable steel pallets



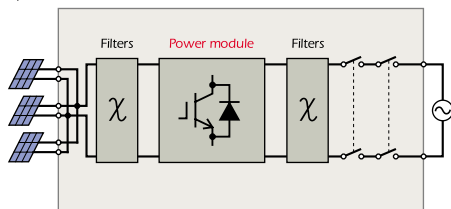
Industry top-class Max. Efficiency of 96.2 %,
Euro. Efficiency of 95.4 %



The high-efficiency, high-voltage, high-reliability power module now widely used in state-of-the-art fields.



3-level inverter system (patent pending), adopted for our independently crafted customized power module



Original cooling and clean structure



SPECIFICATION SHEET

Manufacturer	MITSUBISHI ELECTRIC		
MODEL	PV-PNS04ATL2-IT	PV-PNS04ATL-IT	PV-PNS06ATL-IT
Input			
Recommended generator power	3250 W	4300 W	6000 W
Max. DC voltage	700 V _{DC}		
Min. DC voltage	150 V _{DC}		
PV-voltage range, MPPT	160 V _{DC} - 650 V _{DC}		
Max. input current	18 A _{dc}		
Max. numbers of strings	3		
Surge voltage protection	varistors, surge absorbers		
Personnel protection	ground fault monitoring		
Output			
Max. AC power	3000 W	3500 W	5000 W
Rated AC power	2500 W	3300 W	4600 W
Max. AC current	13.0 A	15.2 A	21.7 A
Rated AC current	10.9 A	14.3 A	20.0 A
THD of grid current	<5%		
Possible range of AC voltage	184V - 276V		
Possible range of AC frequency	49 Hz - 51 Hz		
Phase difference (cos phi)	approx. 1		
Connection to utility	Terminal block		
Internal consumption in stand-by	<0.5W		
Efficiency			
Max. efficiency at maximum voltage	96.1%	96.2%	96.2%
European weighted efficiency	94.6%	95.1%	95.4%
MPPT efficiency	99.7%	99.7%	99.7%
Enclosure			
Protection degree (DIN EN 60529)	IP41 <Indoor>		
Cooling	controlled forced ventilation		
Ambient temperature	-25 °C - +60 °C		
Relative humidity	30% - 90%		
Dimensions (W x H x D)	300 x 170 x 500 mm		
Weight	approx. 19kg	approx. 19kg	approx. 20kg
Connection with PV cable	Terminal block		
Noise level	<45dB		
Display	integrated		
Display language	3 languages (German, English, Italian)		
Insulating style	Transformerless		
External communication	RS485 interface		
Protection devices			
DC-isolation monitoring	integrated		
Over temperature protection	integrated		
Reaction at DC-overload	shift of operating point		
ENS/ fault-current monitoring	integrated		
Regulation/ Certificate	CE conforming DIN EN50178 DIN EN61000-3-2 DIN EN61000-3-3 DIN EN61000-6-2 DIN EN61000-6-3 DK5940, CEI 11-20 DIRECTIVE 2002/95/EC (RoHS Directive) DIRECTIVE 2002/96/EC (WEEE Directive)		
Warranty term (standard/option)	5 years / 10 years		

MITSUBISHI ELECTRIC CORPORATION
 HEAD OFFICE: TOKYO BLDG., 2-7-3, MARUNOUCHI, CHIYODA-KU, TOKYO 100-8310, JAPAN
<http://Global.MitsubishiElectric.com/solar>